

## STUDENTS' FEEDBACK REPORT (2016-17)


ACADEMIC ACTIVITIES	EXCELLENT >75%	GOOD 60- 75%	MODARATE 40- 60%	POOR <40%
ROUTINE	59.91	33.18	6.92	0.00
TEACHER'S AVAILABILITY	59.12	35.06	5.03	0.79
PERCENTAGE OF CLASSES HELD	51.26	42.45	6.29	0.00
PERFORMANCE OF TEACHERS	51.57	41.19	6.92	0.63
COVERAGE OF SYLLABUS	45.44	41.82	8.81	2.04
PERSONAL INTERACTION WITH TEACHERS BEYOND CLASS HOURS	37.89	49.21	9.75	0.94
USE OF AUDIO-VISUAL AIDS	33.33	50.31	13.68	1.89
REMEDIAL COACHING	32.55	46.54	13.52	1.42
TUTORIAL CLASSES	35.53	46.07	14.78	1.26
SEMINAR / SPECIAL LECTURES	34.75	42.30	17.45	3.30
PROMOTION OF RESEARCH APTITUDE	35.53	40.25	18.71	2.04


LIBRARY SERVICES	EXCELLENT >75%	GOOD 60-75%	MODARATE 40-60%	POOR <40%
COLLECTION OF BOOKS & JOURNALS	43.71	36.79	14.47	2.83
LENDING OF BOOKS	41.67	39.94	14.15	2.04
READING ROOM	42.77	36.32	13.05	2.36
BOOK BANK	40.72	42.45	12.74	1.57
REPROGRAPHY	34.91	41.98	16.98	3.14
ONLINE SERVICES	37.11	44.34	14.47	2.04
APPROACH OF THE STAFF	34.28	41.19	18.24	3.62

STUDENT SUPPORT FROM OFFICE	EXCELLENT >75%	GOOD 60- 75%	MODARATE 40-60%	POOR <40%
PRINCIPAL'S OFFICE	52.99	27.83	16.51	1.57
GENERAL OFFICE – COLLEGE AFFAIRS	51.26	31.29	11.48	1.89
GENERAL OFFICE – UNIVERSITY AFFAIRS	48.11	36.48	13.36	2.52
CASH SECTION	37.89	41.04	11.64	6.76
ACCOUNTS SECTION	36.01	43.71	14.47	3.30
SCHOLARSHIP ETC. SECTION	36.01	41.82	16.82	2.83

CELL ACTIVITIES	EXCELLENT >75%	GOOD 60- 75%	MODARATE 40-60%	POOR <40%
GRIEVANCE REDRESSAL CELL	48.11	31.45	13.36	4.56
VISHAKHA CELL	35.22	41.19	15.72	4.40
ANTI-RAGGING CELL	38.05	37.11	19.18	3.14
CAREER COUNSELLING CELL	37.58	35.22	6.92	5.19
JOB-ORIENTED COACHING CELL	37.58	36.79	19.81	3.30
PLACEMENT CELL	35.38	37.74	16.82	6.29



  
 Co-ordinator,  
 Internal Quality Assurance Cell  
 Prabhat Kumar College, Contai  
 Contai, Purba Medinipur, W.B.- 721401

  
 Principal,  
 P.K. College, Contai  
 Purba Medinipur.


## STUDENTS' FEEDBACK REPORT (2016-17)


INFRASTRUCTURAL FACILITIES	EXCELLENT >75%	GOOD 60- 75%	MODARATE 40-60%	POOR <40%
CLASSROOM	66.35	26.73	3.30	0.16
LABORATORY	59.75	30.97	6.45	0.16
COMPUTER FACILITY	59.12	34.28	5.35	0.16
SEMINAR HALL	50.31	40.88	6.60	1.26
COMMON ROOM	46.86	38.68	6.29	6.76
CANTEEN	41.67	34.43	17.61	4.25
DRINKING WATER	42.77	36.16	12.26	5.50
LAVATORY	44.18	35.38	12.89	4.56
CYCLE STAND	37.58	43.08	12.74	3.93
HOSTEL –MEN/WOMEN	38.05	35.69	17.14	5.03
PLAYGROUND	52.99	27.04	14.94	2.83
CLEANLINESS IN/OF CAMPUS	49.69	29.40	13.21	4.72
GARDEN/PARK/GREENERY	46.86	33.49	12.42	4.56
MEDICARE CENTRE	42.92	35.22	16.51	2.67

CO-/EXTRA-CURRICULAR & EXTENSION ACTIVITIES	EXCELLENT >75%	GOOD 60- 75%	MODARATE 40-60%	POOR <40%
OUTDOOR GAMES & SPORTS	48.11	31.13	14.31	3.62
INDOOR GAMES & SPORTS	46.70	32.39	13.68	3.77
CULTURAL ACTIVITIES	46.23	31.60	12.89	6.76
AWARENESS PROGRAMMES	41.67	36.16	15.25	4.40
SCIENCE FORUM	38.52	42.45	13.05	2.99
ECO-CLUB	40.72	42.92	12.26	2.20
NCC	42.14	40.41	10.06	4.09
NSS	42.61	39.62	12.89	2.20
STUDENTS' UNION	44.34	38.84	11.64	2.36

YOUR OVER-ALL IMPRESSION OF THE COLLEGE	EXCELLENT >75%	GOOD 60- 75%	MODARATE 40-60%	POOR <40%
ADMISSION PROCESS	48.11	30.97	13.52	4.25
TEACHING LEARNING ATMOSPHERE	48.90	30.03	14.47	2.99
EXAMINATION SYSTEM	45.44	32.39	16.19	3.30
DISCIPLINE	43.71	35.22	15.41	2.67
SUPPORT SERVICES	44.34	36.32	14.31	2.52
INCULCATION OF VALUE	47.64	32.39	13.21	3.77
BEAUTY & CLEANLINESS OF THE CAMPUS	43.71	35.69	14.47	3.62
SAFETY & SECURITY IN THE CAMPUS	44.81	34.12	12.89	5.35



  
 Co-ordinator,  
 Internal Quality Assurance Cell  
 Prabhat Kumar College, Contai  
 Contai, Purba Medinipur, W.B.- 721401

  
 Principal,  
 P.K. College, Contai  
 Purba Medinipur,